






There are five geographical regions in Marlborough, each producing slightly different characteristics (totalling 28,360 ha). The Southern Valley's area is 37km's from the sea, 90 metres above sea level and home to the VINULTRA wines.

**VINULTRA**  
BESPOKE NEW ZEALAND WINE

## MARLBOROUGH SUB-REGIONS

### KEY

	Southern Valleys
	Coastal Wairau
	Central Wairau
	Upper Wairau
	Awatere



CLASSIFICATION:  
SINGLE  
VINEYARD

VINULTRA  
BESPOKE NEW ZEALAND WINE

