






There are five geographical regions in Marlborough, each producing slightly different characteristics (totalling 29,415 ha). The Southern Valley's area is 37km's from the sea, 90 metres above sea level and home to the VINULTRA wines.

## MARLBOROUGH SUB-REGIONS

### KEY

	Southern Valleys
	Coastal Wairau
	Central Wairau
	Upper Wairau
	Awatere

**VINULTRA**  
BESPOKE NEW ZEALAND WINE

CLASSIFICATION:  
**SINGLE VINEYARD**

# VINULTRA

BESPOKE NEW ZEALAND WINE

